

## ARID2 RABBIT PAB

货号: S220304

产品全名: ARID2 兔多抗

基因符号 p200; BAF200

**UNIPROT ID:** Q68CP9 (Gene Accession - NP\_689854)

**背景:** ARID2 is a subunit of the PBAF chromatin-remodeling complex (see BAF180; MIM 606083), which facilitates ligand-dependent transcriptional activation by nuclear receptors. Involved in transcriptional activation and repression of select genes by chromatin remodeling (alteration of DNA-nucleosome topology). Required for the stability of the SWI/SNF chromatin remodeling complex SWI/SNF-B (PBAF).

**抗原:** Synthetic peptide of human ARID2

**经过测试的应用:** ELISA, WB, IHC

**推荐稀释比:** IHC: 25-100;WB: 200-1000;ELISA: 5000-10000

**种属反应性:** Rabbit

**克隆性:** Rabbit Polyclonal

**亚型:** Immunogen-specific rabbit IgG

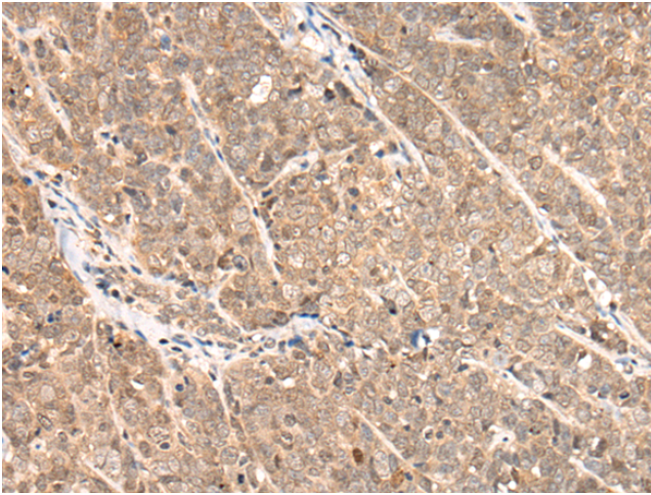
**纯化:** Antigen affinity purification

**种属反应性:** Human, Mouse

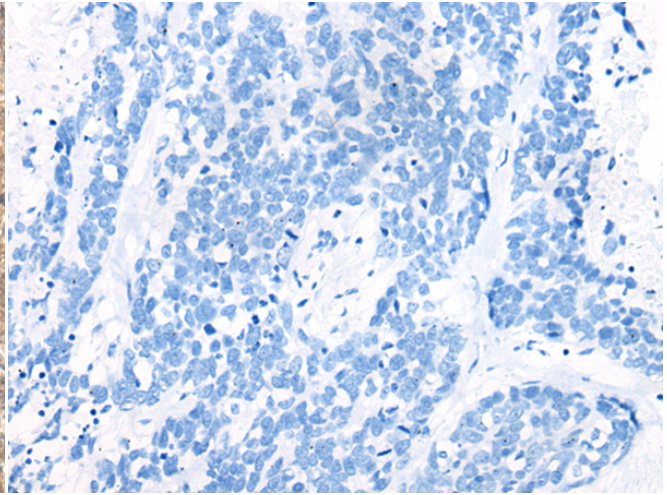
**成分:** PBS (without Mg<sup>2+</sup> and Ca<sup>2+</sup>), pH 7.4, 150 mM NaCl, 0.05% Sodium Azide and 40% glycerol

**研究领域:** Epigenetics and Nuclear Signaling

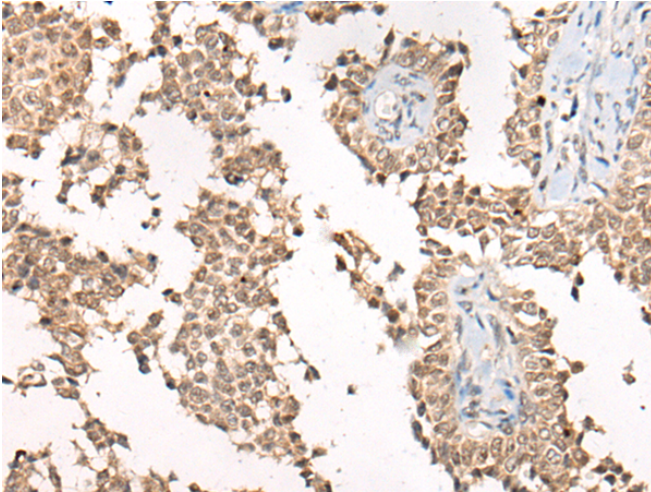
**储存和运输:** Store at -20°C. Avoid repeated freezing and thawing



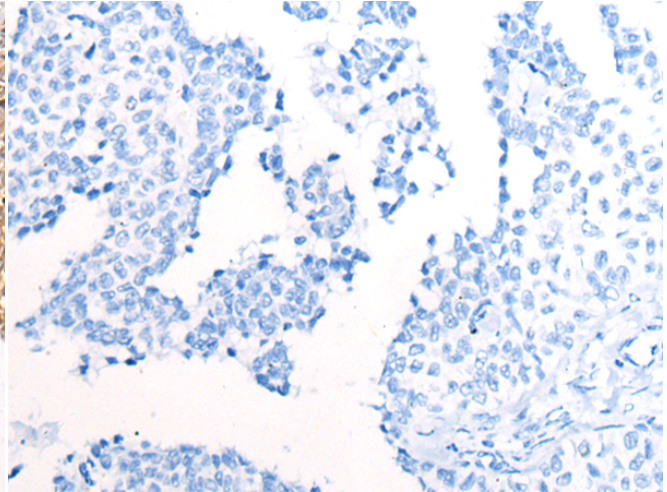
Immunohistochemistry analysis of paraffin embedded Human thyroid cancer tissue using 220304(ARID2 Antibody) at a dilution of 1/25(Nucleus).



In comparison with the IHC on the left, the same paraffin-embedded Human thyroid cancer tissue is first treated with the synthetic peptide and then with 220304(Anti-ARID2 Antibody) at dilution 1/25.




The image on the left is immunohistochemistry of paraffin-embedded Human ovarian cancer tissue using 220304(Anti-ARID2 Antibody) at a dilution of 1/25.



In comparison with the IHC on the left, the same paraffin-embedded Human ovarian cancer tissue is first treated with synthetic peptide and then with D261305(Anti-ARID2 Antibody) at dilution 1/25.

kDa



Gel: 6%SDS-PAGE, Lysate: 40 µg;

Lane: TM4 cell;

Primary antibody: 220304(ARID2 Antibody) at dilution 1/200;

Secondary antibody: Goat anti rabbit IgG at 1/8000 dilution;

Exposure time: 10 seconds



# Product Description

Pioneering GTPase and Oncogene Product Development since 2010

---