

ANNEXIN 4 RABBIT MAB

货号: N263220

产品全名: Annexin 4 兔单克隆抗体

基因符号 AIV; AnnexinA4; AnnexinIV; ANX 4; ANX A4; ANX4; ANXA4;
Chromobindin4; EndonexinI; LipocortinIV; P32.5; P33/41; PAPII; PIG28; PP4X;
Protein II; Xanx-4; ZAP36

UNIPROT ID: P09525

背景: Calcium/phospholipid-binding protein which promotes membrane fusion and is involved in exocytosis.

抗原: Recombinant protein of human Annexin-4/ANXA4

经过测试的应用: WB,IHC-F,IHC-P,ICC/IF

推荐稀释比: WB: 1/500-1/1000 IHC: 1/50-1/100 IF: 1/50-1/200

种属反应性: Rabbit

克隆性: Rabbit Monoclonal

克隆编号: R04-3H8

分子量: Calculated MW: 36 kDa; Observed MW: 36 kDa

亚型: IgG

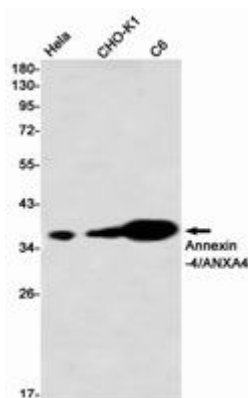
纯化: Affinity Purified

种属反应性: Human, Mouse and Rat,Hamster

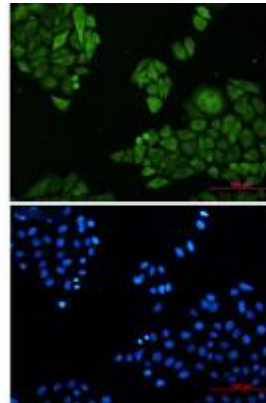
成分: PBS (without Mg²⁺ and Ca²⁺), pH 7.3 containing 50% glycerol, 0.5% BSA and 0.02% sodium azide

研究领域: Cardiovascular


储存和运输: Store at -20°C. Avoid repeated freezing and thawing



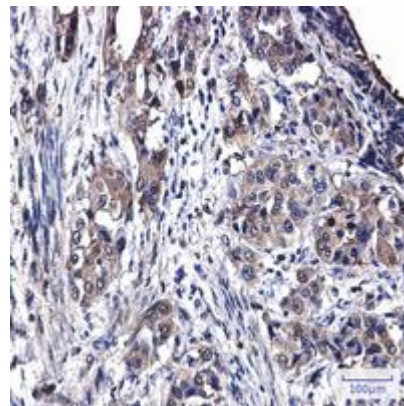
Western blot analysis of Annexin A4 in Hela, CHO-K1, C6 lysates using Annexin A4 antibody



Immunocytochemistry analysis of Annexin 4 (green) in Hela using Annexin 4 antibody, and DAPI (blue).



Western blot analysis of Annexin4/ANXA4 in mouse kidney, mouse lung lysates using Annexin4/ANXA4 antibody.



Immunohistochemistry analysis of paraffin-embedded Human lung cancer using Annexin4/ANXA4 antibody. High-pressure and temperature Sodium Citrate pH 6.0 was used for antigen retrieval.