

## ANKHD1 RABBIT PAB

货号: S210949

产品全名: ANKHD1 兔多抗

基因符号: MASK; VBARP; PP2500

**UNIPROT ID:** Q8IWZ3 (Gene Accession - BC009420)

**背景:** This gene encodes a protein with multiple ankyrin repeat domains and a single KH-domain. The protein is thought to function as a scaffolding protein, and it may be involved in the regulation of caspases and thereby play an antiapoptotic role in cell survival. Alternative splicing results in multiple transcript variants, one of which generates a fusion transcript (MASK-BP3) with the downstream eIF4E-binding protein 3 (EIF4EBP3) gene, resulting in a protein comprised of the ANKHD1 sequence for the majority of the protein and a different C-terminus due to an alternate reading frame for the EIF4EBP3 segments.

**抗原:** Fusion protein of human ANKHD1

**经过测试的应用:** ELISA, IHC

**推荐稀释比:** IHC: 50-200; ELISA: 1000-5000

**种属反应性:** Rabbit

**克隆性:** Rabbit Polyclonal

**亚型:** Immunogen-specific rabbit IgG

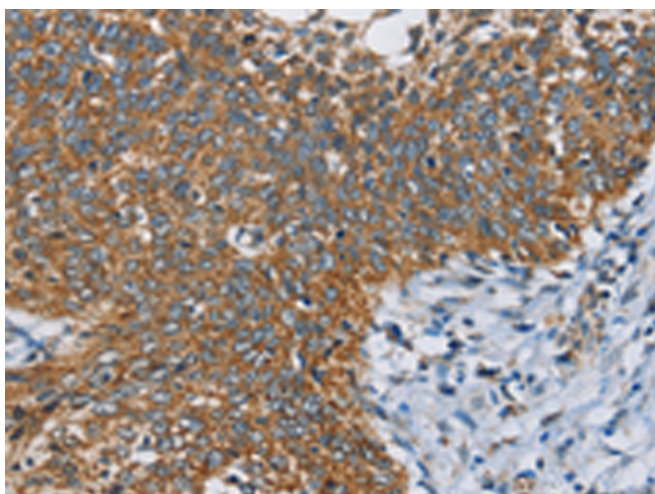
**纯化:** Antigen affinity purification

**种属反应性:** Human

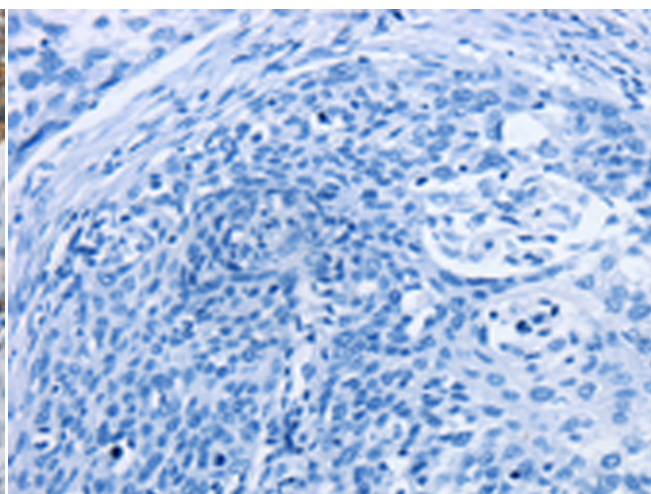
**成分:** PBS (without Mg<sup>2+</sup> and Ca<sup>2+</sup>), pH 7.4, 150 mM NaCl, 0.05% Sodium Azide and 40% glycerol

**研究领域:** Signal Transduction, Cancer, Immunology

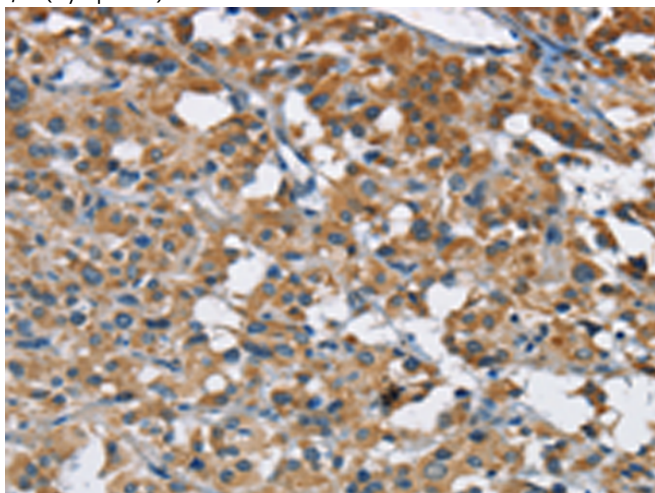
**储存和运输:** Store at -20°C. Avoid repeated freezing and thawing



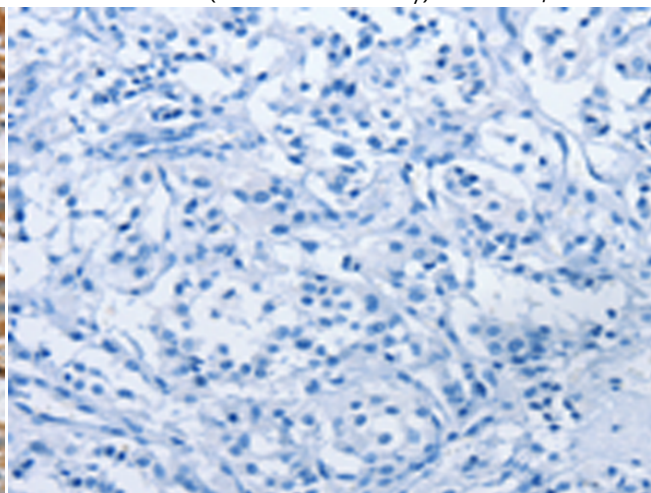
Immunohistochemistry analysis of paraffin embedded Human cervical cancer tissue using 210949(ANKHD1 Antibody) at a dilution of 1/40(Cytoplasm).



In comparison with the IHC on the left, the same paraffin-embedded Human cervical cancer tissue is first treated with the fusion protein and then with 210949(Anti-ANKHD1 Antibody) at dilution 1/40.



The image on the left is immunohistochemistry of paraffin-embedded Human thyroid cancer tissue using 210949(Anti-ANKHD1 Antibody) at a dilution of 1/40.



In comparison with the IHC on the left, the same paraffin-embedded Human thyroid cancer tissue is first treated with fusion protein and then with D121942(Anti-ANKHD1 Antibody) at dilution 1/40.



# Product Description

Pioneering GTPase and Oncogene Product Development since 2010

---