

ANGIOPOIETIN 1 RABBIT PAB

货号: N225065

产品全名: Angiopoietin 1 兔多抗

基因符号 ANGPT1; KIAA0003; Angiopoietin-1; ANG-1

UNIPROT ID: Q15389

背景: Binds and activates TEK/TIE2 receptor by inducing its dimerization and tyrosine phosphorylation. Plays an important role in the regulation of angiogenesis, endothelial cell survival, proliferation, migration, adhesion and cell spreading, reorganization of the actin cytoskeleton, but also maintenance of vascular quiescence. Required for normal angiogenesis and heart development during embryogenesis. After birth, activates or inhibits angiogenesis, depending on the context.

抗原: The antiserum was produced against synthesized peptide derived from the N-terminal region of human ANGPT1. AA range:1-50

经过测试的应用: WB,IHC-P,ELISA

推荐稀释比: WB: 1/500-1/1000 IHC: 1/50-1/100 ELISA: 1/10000

种属反应性: Rabbit

克隆性: Rabbit Polyclonal

分子量: Calculated MW: 58 kDa; Observed MW: 58 kDa

亚型: IgG

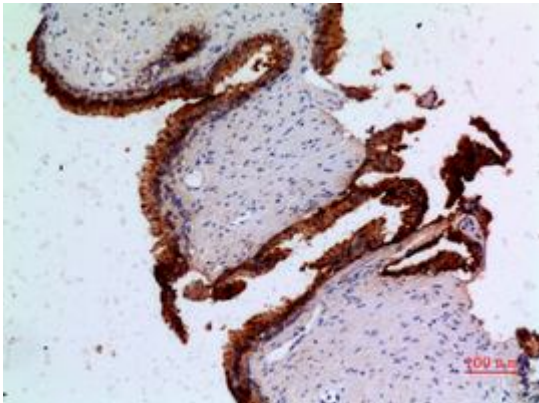
纯化: Affinity Purified

种属反应性: Human,Rat


成分: PBS (without Mg²⁺ and Ca²⁺), pH 7.3 containing 50% glycerol, 0.5% BSA and 0.02% sodium azide

研究领域: Cancer

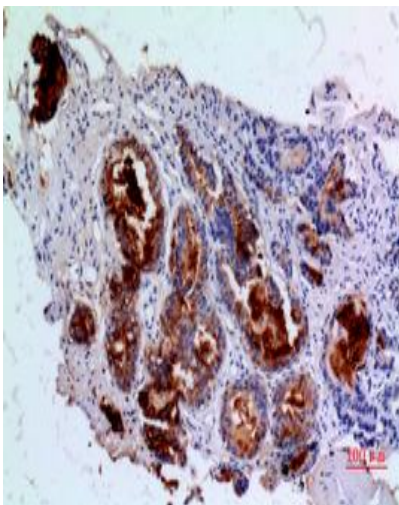
储存和运输: Store at -20°C. Avoid repeated freezing and thawing



Immunohistochemistry analysis of paraffin-embedded Human prostaticcancer using Angiopoietin 1 antibody. High-pressure and temperature Sodium Citrate pH 6.0 was used for antigen retrieval.



Western blot analysis of Angiopoietin 1 in A549, K562 lysates using Angiopoietin 1 antibody.



Immunohistochemistry analysis of paraffin-embedded Human prostaticcancer using Angiopoietin 1 antibody. High-pressure and temperature Sodium Citrate pH 6.0 was used for antigen retrieval.