

AKAP95 RABBIT MAB

货号: N263214

产品全名: AKAP95 兔单克隆抗体

基因符号 AKAP8; AKAP95; A-kinase anchor protein 8; AKAP-8; A-kinase anchor protein 95 kDa; AKAP 95

UNIPROT ID: O43823

背景: Anchoring protein that mediates the subcellular compartmentation of cAMP-dependent protein kinase (PKA type II).

抗原: A synthetic peptide of human AKAP 95

经过测试的应用: WB,IHC-F,IHC-P,ICC/IF

推荐稀释比: WB: 1/500-1/1000 IHC: 1/50-1/100 IF: 1/50-1/200

种属反应性: Rabbit

克隆性: Rabbit Monoclonal

克隆编号: R05-7H8

分子量: Calculated MW: 76 kDa; Observed MW: 95 kDa

亚型: IgG

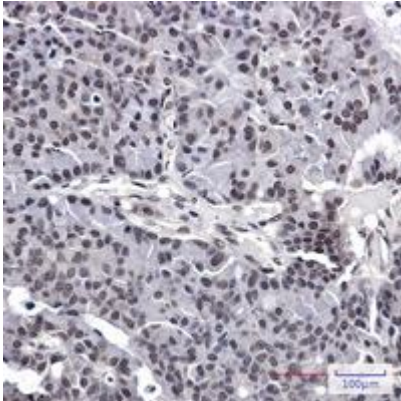
纯化: Affinity Purified

种属反应性: Human, Mouse and Rat

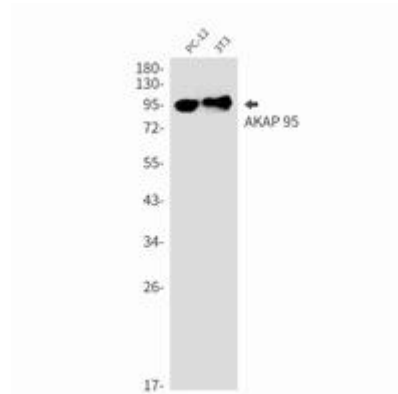
成分: PBS (without Mg²⁺ and Ca²⁺), pH 7.3 containing 50% glycerol, 0.5% BSA and 0.02% sodium azide

研究领域: Epigenetics and Nuclear Signaling


储存和运输: Store at -20°C. Avoid repeated freezing and thawing



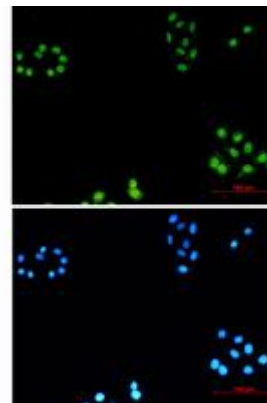
Immunohistochemistry analysis of paraffin-embedded Human breast cancer using AKAP 95 antibody. High-pressure and temperature Sodium Citrate pH 6.0 was used for antigen retrieval.



Western blot analysis of AKAP 95 in PC-12, 3T3 lysates using AKAP95 antibody.



Western blot analysis of AKAP 95 in HeLa, A549, HL-60, U251 lysates using AKAP 95 antibody.



Immunocytochemistry analysis of AKAP 95 (green) in HeLa using AKAP 95 antibody, and DAPI (blue).