

AKAP12 RABBIT PAB

货号: S213978

产品全名: AKAP12 兔多抗

基因符号 SSeCKS; AKAP250

UNIPROT ID: Q02952 (Gene Accession - NP_005091)

背景: The A-kinase anchor proteins (AKAPs) are a group of structurally diverse proteins, which have the common function of binding to the regulatory subunit of protein kinase A (PKA) and confining the holoenzyme to discrete locations within the cell. This gene encodes a member of the AKAP family. The encoded protein is expressed in endothelial cells, cultured fibroblasts, and osteosarcoma cells. It associates with protein kinases A and C and phosphatase, and serves as a scaffold protein in signal transduction. This protein and RII PKA colocalize at the cell periphery. This protein is a cell growth-related protein. Antibodies to this protein can be produced by patients with myasthenia gravis. Alternative splicing of this gene results in two transcript variants encoding different isoforms.

抗原: Synthetic peptide of human AKAP12

经过测试的应用: ELISA, IHC

推荐稀释比: IHC: 50-200; ELISA: 3000-10000

种属反应性: Rabbit

克隆性: Rabbit Polyclonal

亚型: Immunogen-specific rabbit IgG

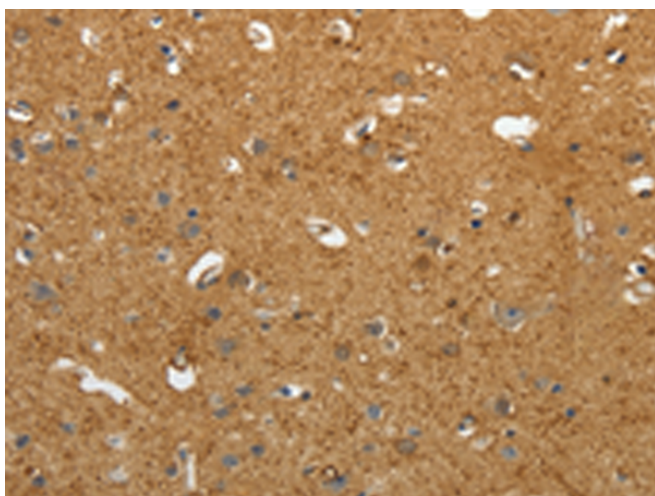
纯化: Antigen affinity purification

种属反应性: Human

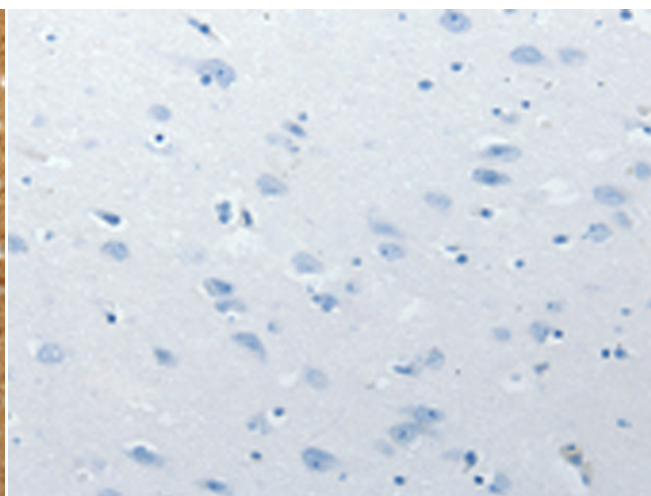
成分: PBS (without Mg²⁺ and Ca²⁺), pH 7.4, 150 mM NaCl, 0.05% Sodium Azide and 40% glycerol

研究领域: Signal Transduction, Neuroscience

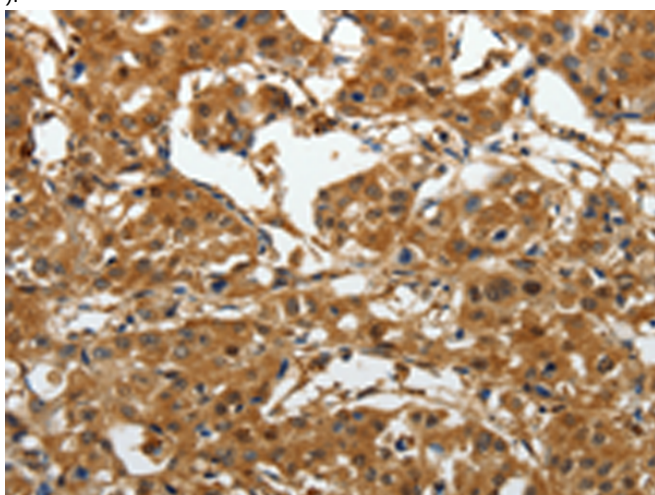
储存和运输: Store at -20°C. Avoid repeated freezing and thawing



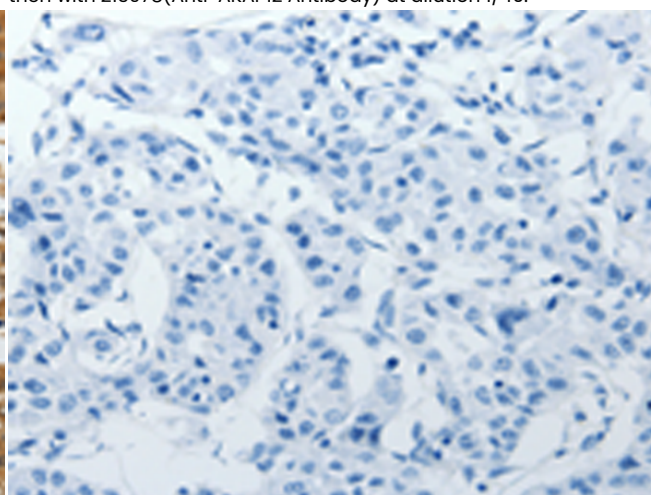
Immunohistochemistry analysis of paraffin embedded Human brain tissue using 213978(AKAP12 Antibody) at a dilution of 1/40(Cytoplasm).



In comparison with the IHC on the left, the same paraffin-embedded Human brain tissue is first treated with the synthetic peptide and then with 213978(Anti-AKAP12 Antibody) at dilution 1/40.



The image on the left is immunohistochemistry of paraffin-embedded Human lung cancer tissue using 213978(Anti-AKAP12 Antibody) at a dilution of 1/40.



In comparison with the IHC on the left, the same paraffin-embedded Human lung cancer tissue is first treated with synthetic peptide and then with D161143(Anti-AKAP12 Antibody) at dilution 1/40.



Product Description

Pioneering GTPase and Oncogene Product Development since 2010
