

AK2 RABBIT MAB

货号: N263212

产品全名: AK2 兔单克隆抗体

基因符号 adenylate kinase 2; ADK2; AK 2

UNIPROT ID: P54819

背景: Catalyzes the reversible transfer of the terminal phosphate group between ATP and AMP.

抗原: A synthetic peptide of human AK2

经过测试的应用: WB,IHC-F,IHC-P,ICC/IF,IP

推荐稀释比: WB: 1/500-1/1000 IHC: 1/50-1/100 IF: 1/50-1/200 IP: 1/20

种属反应性: Rabbit

克隆性: Rabbit Monoclonal

克隆编号: R07-4H8

分子量: Calculated MW: 26 kDa; Observed MW: 26 kDa

亚型: IgG

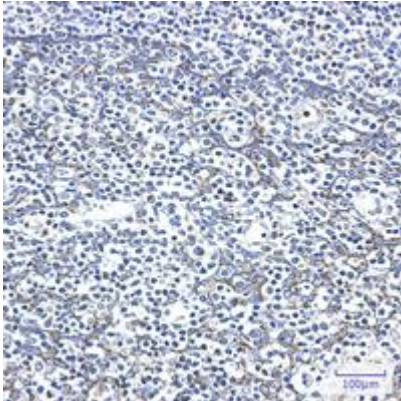
纯化: Affinity Purified

种属反应性: Human, Mouse and Rat

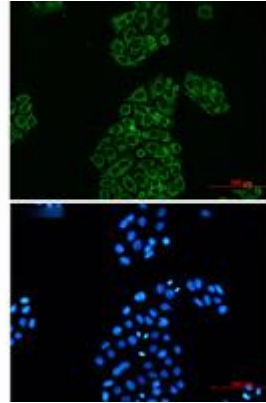
成分: PBS (without Mg²⁺ and Ca²⁺), pH 7.3 containing 50% glycerol, 0.5% BSA and 0.02% sodium azide

研究领域: Cell Biology

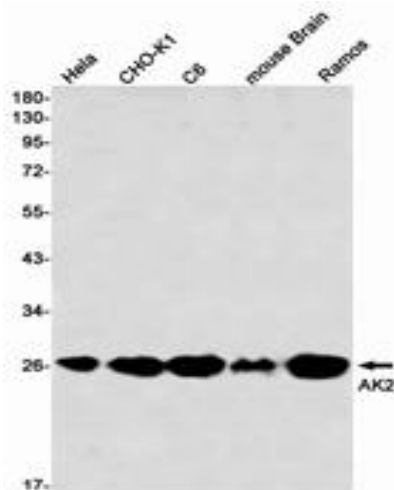
储存和运输: Store at -20°C. Avoid repeated freezing and thawing



Immunohistochemistry analysis of paraffin-embedded Human tonsil using AK2 antibody. High-pressure and temperature Sodium Citrate pH 6.0 was used for antigen retrieval.



Immunocytochemistry analysis of AK2 (green) in Hela using AK2 antibody, and DAPI (blue).



Western blot analysis of AK2 in Hela, CHO-K1, C6, mouse Brain, Ramos lysates using AK2 antibody.