

AIMP1 RABBIT PAB

货号: S219320

产品全名: AIMP1 兔多抗

基因符号 p43; HLD3; EMAP2; SCYE1; EMAP11

UNIPROT ID: Q12904 (Gene Accession - BC014051)

背景: The protein encoded by this gene is a cytokine that is specifically induced by apoptosis, and it is involved in the control of angiogenesis, inflammation, and wound healing. The release of this cytokine renders the tumor-associated vasculature sensitive to tumor necrosis factor. The precursor protein is identical to the p43 subunit, which is associated with the multi-tRNA synthetase complex and it modulates aminoacylation activity of tRNA synthetase in normal cells. This protein is also involved in the stimulation of inflammatory responses after proteolytic cleavage in tumor cells. Multiple transcript variants encoding different isoforms have been found for this gene. A pseudogene has been identified on chromosome 20.

抗原: Fusion protein of human AIMP1

经过测试的应用: ELISA, IHC

推荐稀释比: IHC: 50-200; ELISA: 5000-10000

种属反应性: Rabbit

克隆性: Rabbit Polyclonal

亚型: Immunogen-specific rabbit IgG

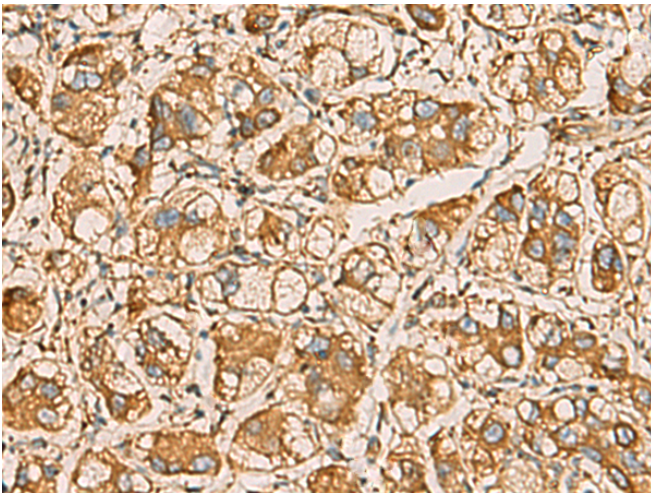
纯化: Antigen affinity purification

种属反应性: Human, Mouse

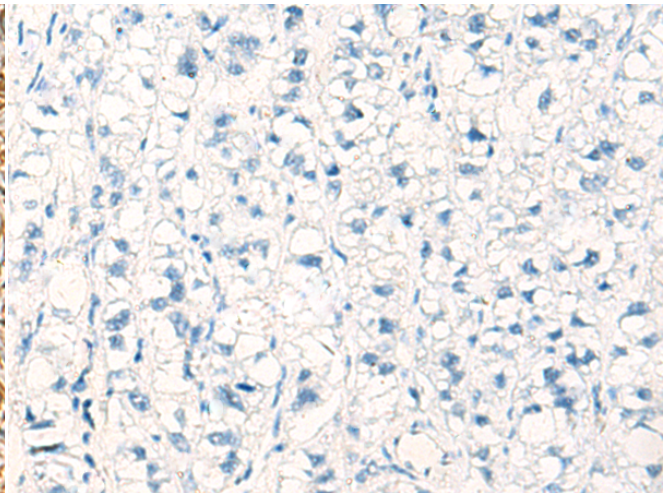
成分: PBS (without Mg²⁺ and Ca²⁺), pH 7.4, 150 mM NaCl, 0.05% Sodium Azide and 40% glycerol

研究领域: Epigenetics and Nuclear Signaling, Cancer, Cardiovascular, Immunology

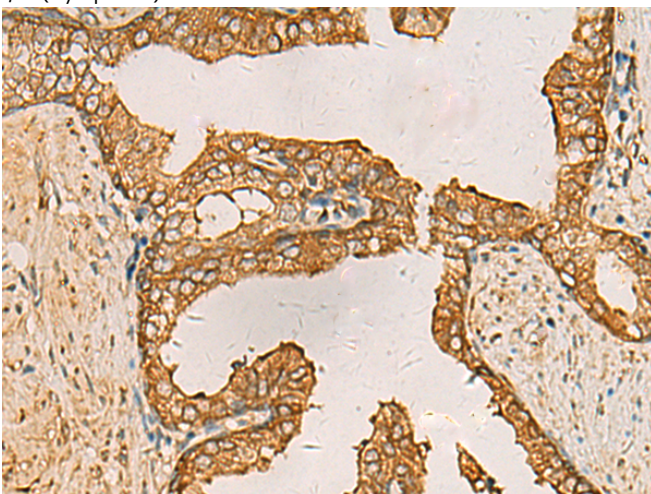
储存和运输: Store at -20°C. Avoid repeated freezing and thawing



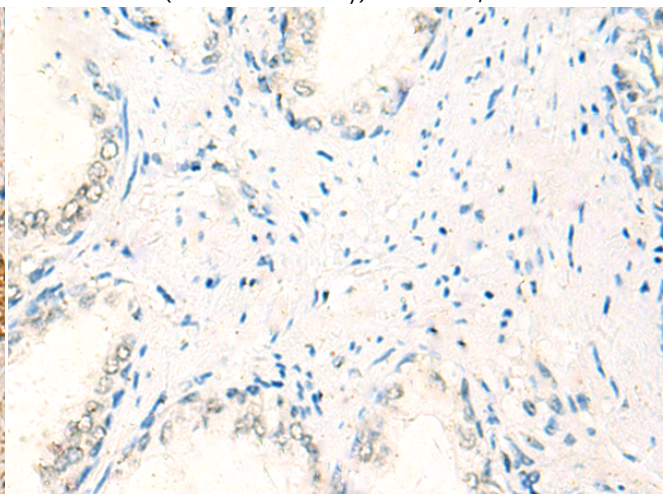
Immunohistochemistry analysis of paraffin embedded Human liver cancer tissue using 219320(AIMP1 Antibody) at a dilution of 1/55(Cytoplasm).



In comparison with the IHC on the left, the same paraffin-embedded Human liver cancer tissue is first treated with the fusion protein and then with 219320(Anti-AIMP1 Antibody) at dilution 1/55.



The image on the left is immunohistochemistry of paraffin-embedded Human prostate cancer tissue using 219320(Anti-AIMP1 Antibody) at a dilution of 1/55.



In comparison with the IHC on the left, the same paraffin-embedded Human prostate cancer tissue is first treated with fusion protein and then with D226868(Anti-AIMP1 Antibody) at dilution 1/55.



Product Description

Pioneering GTPase and Oncogene Product Development since 2010
