

ACOX1 RABBIT MAB

货号: N261790

产品全名: ACOX1 兔单克隆抗体

基因符号 AOX; Acox; Paox; D130055E20Rik

UNIPROT ID: Q9R0H0

背景: Catalyzes the desaturation of acyl-CoAs to 2-trans-enoyl-CoAs. Isoform 1 shows highest activity against medium-chain fatty acyl-CoAs and activity decreases with increasing chain length. Isoform 2 is active against a much broader range of substrates and shows activity towards very long-chain acyl-CoAs .

抗原: Recombinant protein of mouse ACOX1

经过测试的应用: WB, ICC/IF, IP

推荐稀释比: WB: 1/500-1/1000 IF: 1/50-1/200 IP: 1/20

种属反应性: Rabbit

克隆性: Rabbit Monoclonal

克隆编号: R08-2E5

分子量: Calculated MW: 75 kDa; Observed MW: 74,48 kDa

亚型: IgG

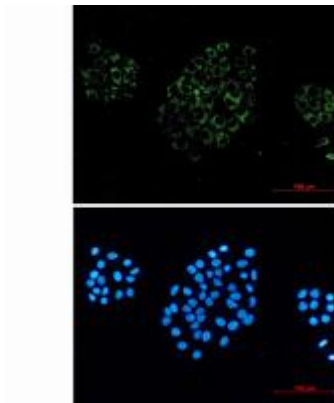
纯化: Affinity Purified

种属反应性: Human, Mouse and Rat


成分: PBS (without Mg²⁺ and Ca²⁺), pH 7.3 containing 50% glycerol, 0.5% BSA and 0.02% sodium azide

研究领域: Signal Transduction


储存和运输: Store at -20°C. Avoid repeated freezing and thawing



Immunocytochemistry analysis of ACOX1 (green) in hela using ACOX1 antibody, and DAPI (blue)



Western blot analysis of ACOX1/AOX in rat brain lysates using ACOX1 antibody.



Western blot analysis of ACOX1/AOX in Raw264.7, mouse Liver lysates using ACOX1/AOX antibody.