

ACONITASE 2 RABBIT MAB

货号: N263206

产品全名: Aconitase 2 兔单克隆抗体

基因符号 Aconitate hydratase; mitochondrial; Aconitase; Citrate hydro-lyase

UNIPROT ID: Q99798

背景: Catalyzes the isomerization of citrate to isocitrate via cis-aconitate.

抗原: A synthetic peptide of human Aconitase 2

经过测试的应用: WB,IHC-F,IHC-P,ICC/IF,IP

推荐稀释比: WB: 1/500-1/1000 IHC: 1/50-1/100 IF: 1/50-1/200 IP: 1/20

种属反应性: Rabbit

克隆性: Rabbit Monoclonal

克隆编号: R07-7A1

分子量: Calculated MW: 85 kDa; Observed MW: 85 kDa

亚型: IgG

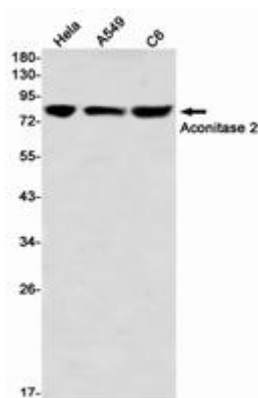
纯化: Affinity Purified

种属反应性: Human, Mouse and Rat

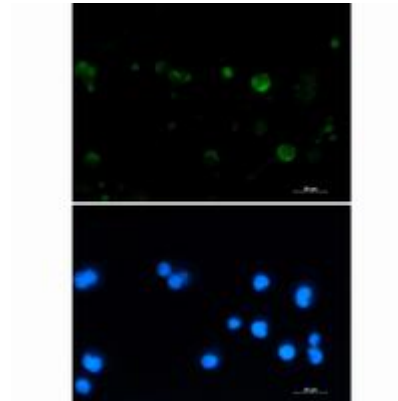
成分: PBS (without Mg²⁺ and Ca²⁺), pH 7.3 containing 50% glycerol, 0.5% BSA and 0.02% sodium azide

研究领域: Tags & Cell Markers


储存和运输: Store at -20°C. Avoid repeated freezing and thawing



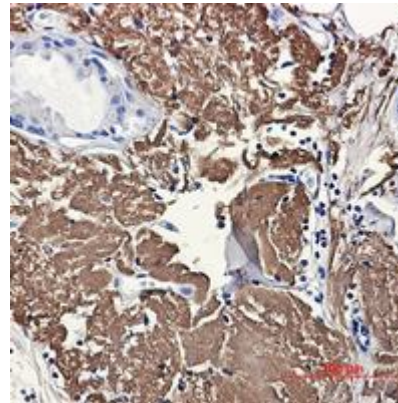
Western blot analysis of Aconitase 2 in HeLa, A549, C6 lysates using Aconitase 2 antibody



Immunocytochemistry analysis of Aconitase 2 (green) in CEM using Aconitase 2 antibody, and DAPI (blue).



Western blot analysis of Aconitase 2 in 3T3, mouse liver lysates using Aconitase 2 antibody.



Immunohistochemistry analysis of paraffin-embedded Human breast cancer using Aconitase 2 antibody. High-pressure and temperature Sodium Citrate pH 6.0 was used for antigen retrieval.