

## ACO1 RABBIT PAB

货号: S214031

产品全名: ACO1 兔多抗

基因符号 IRP1; ACONS; IREB1; IREBP; IREBP1

**UNIPROT ID:** P21399 (Gene Accession - NP\_002188 )

**背景:** Aconitase 1, also known as iron regulatory element binding protein 1 (IREB1), is a cytosolic protein which binds to iron-responsive elements (IREs). IREs are stem-loop structures found in the 5' UTR of ferritin mRNA, and in the 3' UTR of transferrin receptor mRNA. The iron-induced binding to the IRE results in repression of translation of ferritin mRNA, and inhibition of degradation of the otherwise rapidly degrading transferrin receptor mRNA. Thus, IREB1 plays a central role in cellular iron homeostasis. It was also shown to have aconitase activity, and hence grouped with the aconitase family of enzymes.

**抗原:** Synthetic peptide of human ACO1

**经过测试的应用:** ELISA, IHC

**推荐稀释比:** IHC: 50-200; ELISA: 2000-10000

**种属反应性:** Rabbit

**克隆性:** Rabbit Polyclonal

**亚型:** Immunogen-specific rabbit IgG

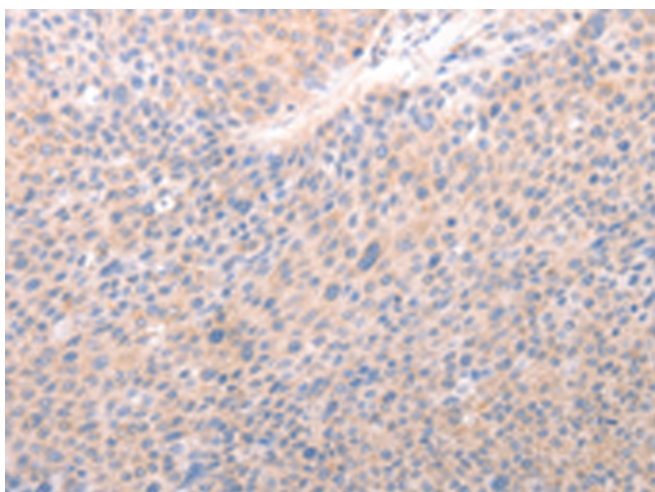
**纯化:** Antigen affinity purification

**种属反应性:** Human, Mouse, Rat

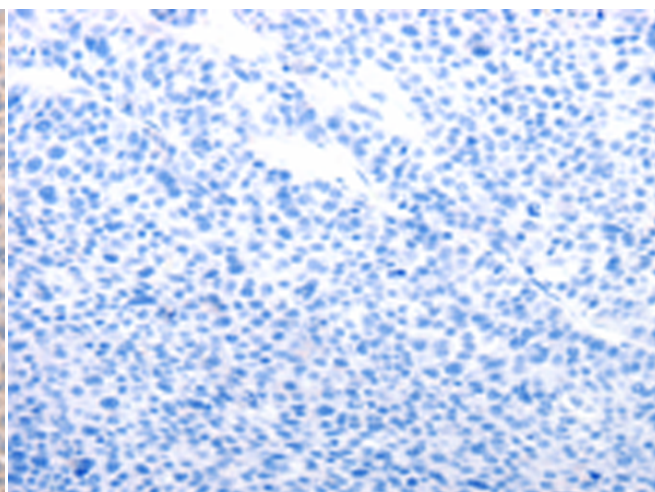
**成分:** PBS (without Mg<sup>2+</sup> and Ca<sup>2+</sup>), pH 7.4, 150 mM NaCl, 0.05% Sodium Azide and 40% glycerol

**研究领域:** Metabolism, Epigenetics and Nuclear Signaling, Cardiovascular

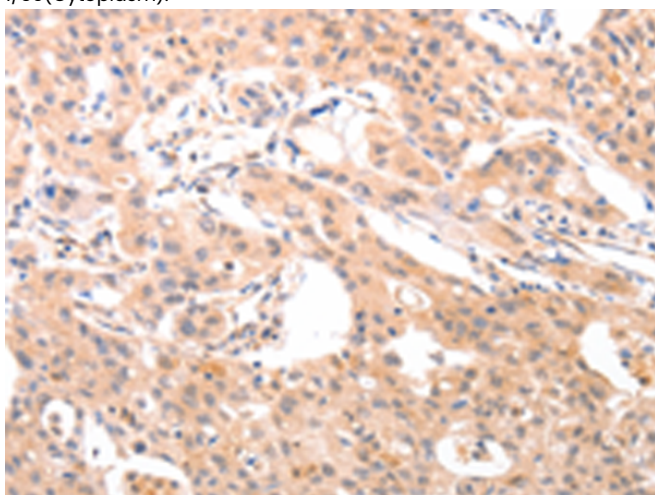
**储存和运输:** Store at -20°C. Avoid repeated freezing and thawing



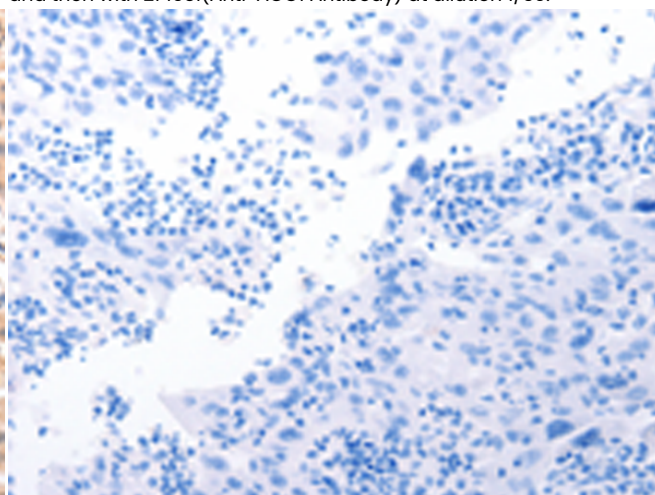
Immunohistochemistry analysis of paraffin embedded Human liver cancer tissue using 214031(ACO1 Antibody) at a dilution of 1/50(Cytoplasm).



In comparison with the IHC on the left, the same paraffin-embedded Human liver cancer tissue is first treated with the synthetic peptide and then with 214031(Anti-ACO1 Antibody) at dilution 1/50.



The image on the left is immunohistochemistry of paraffin-embedded Human Lung cancer tissue using 214031(Anti-ACO1 Antibody) at a dilution of 1/50.



In comparison with the IHC on the left, the same paraffin-embedded Human lung cancer tissue is first treated with synthetic peptide and then with D161223(Anti-ACO1 Antibody) at dilution 1/50.



# Product Description

Pioneering GTPase and Oncogene Product Development since 2010

---