

ACETYL-P53 (LYS370) RABBIT MAB

货号: N261787

产品全名: Acetyl-p53 (Lys370) 兔单克隆抗体

基因符号 P53; BCC7; LFS1; TRP53

UNIPROT ID: P04637

背景: Tumor protein p53, a nuclear protein, plays an essential role in the regulation of cell cycle, specifically in the transition from G0 to G1. It is found in very low levels in normal cells, however, in a variety of transformed cell lines, it is expressed in high amounts, and believed to contribute to transformation and malignancy. p53 is a DNA-binding protein containing DNA-binding, oligomerization and transcription activation domains.

抗原: A synthetic acetyl-peptide corresponding to residues surrounding Lys370 of human p53

经过测试的应用: WB, ICC/IF, IP

推荐稀释比: WB: 1/500-1/1000 IF: 1/50-1/200 IP: 1/20

种属反应性: Rabbit

克隆性: Rabbit Monoclonal

克隆编号: R06-7C9

分子量: Calculated MW: 44 kDa; Observed MW: 53 kDa

亚型: IgG

纯化: Affinity Purified


种属反应性: Human, Mouse and Rat

Modification: Acetylated

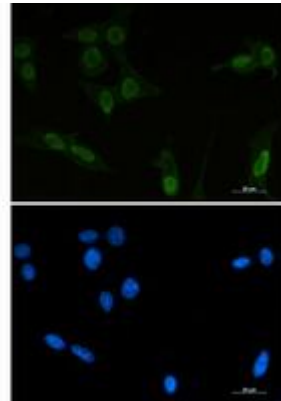
成分: PBS (without Mg²⁺ and Ca²⁺), pH 7.3 containing 50% glycerol, 0.5% BSA and 0.02% sodium azide

研究领域: Hypoxia Signal Transduction & Hypoxia-Inhibition


储存和运输: Store at -20°C. Avoid repeated freezing and thawing



Western blot analysis of Acetyl-p53 (Lys370) in rat Brain lysates using Acetyl-p53 (Lys370) antibody



Immunocytochemistry analysis of Acetyl-p53 (Lys370) (green) in 3T3 using Acetyl-p53 (Lys370) antibody, and DAPI (blue).



Western blot analysis of Acetyl-p53 (Lys370) in HeLa, HeLa+TSA, 3T3, 3T3+TSA lysates using Acetyl-p53 (Lys370) antibody.