

## ACETYL-HISTONE H3 (LYS4) RABBIT MAB

货号: N263629

产品全名: Acetyl-Histone H3 (Lys4) 兔单克隆抗体

基因符号 H3K4ac; H3/j; H3C1; H3C2; H3C3; H3C4; H3C6; H3C7; H3C8;  
H3FJ; H3C10; H3C11; HIST1H3J

**UNIPROT ID:** P68431

**背景:** H3 Core component of nucleosome. Nucleosomes wrap and compact DNA into chromatin, limiting DNA accessibility to the cellular machineries which require DNA as a template. Histones thereby play a central role in transcription regulation, DNA repair, DNA replication and chromosomal stability.

**抗原:** A synthesized peptide derived from human Histone H3 (acetyl K4)

**经过测试的应用:** WB, ICC/IF

**推荐稀释比:** WB: 1/500-1/1000 IF: 1/50-1/200

**种属反应性:** Rabbit

**克隆性:** Rabbit Monoclonal

**克隆编号:** R06-2C5

**分子量:** Calculated MW: 15 kDa; Observed MW: 15 kDa

**亚型:** IgG

**纯化:** Affinity Purified

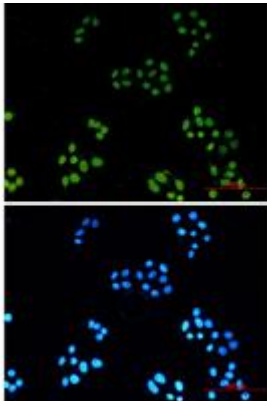
**种属反应性:** Human, Mouse

**Modification:** Acetylated

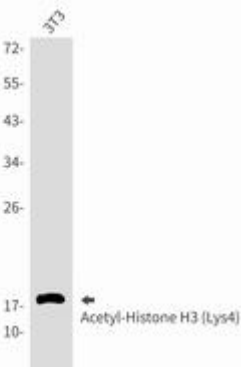
**成分:** PBS (without Mg<sup>2+</sup> and Ca<sup>2+</sup>), pH 7.3 containing 50% glycerol, 0.5% BSA and 0.02% sodium azide

**研究领域:** Epigenetics&Histone Acetylation

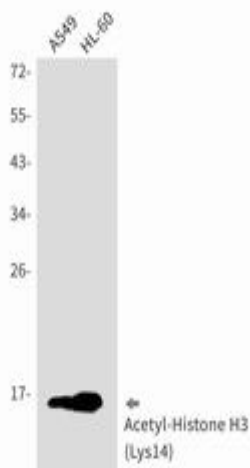
**储存和运输:** Store at -20°C. Avoid repeated freezing and thawing



Immunocytochemistry analysis of Acetyl-Histone H3 (Lys4) (green) in HeLa using Acetyl-Histone H3 (Lys4) antibody, and DAPI (blue)



Western blot analysis of Acetyl-Histone H3 (Lys4) in 3T3 lysates using Acetyl-Histone H3 (Lys4) antibody.



Western blot analysis of Acetyl-Histone H3 (Lys4) in A549, HL-60 lysates using Acetyl-Histone H3 (Lys4) antibody.