

AATK RABBIT PAB

货号: S219611

产品全名: AATK 兔多抗

基因符号: LMRI, AATYK, LMTK1, p35BP, AATYK1

UNIPROT ID: Q6ZMQ8 (Gene Accession - NP_001073864)

背景: The protein encoded by this gene contains a tyrosine kinase domain at the N-terminus and a proline-rich domain at the C-terminus. This gene is induced during apoptosis, and expression of this gene may be a necessary pre-requisite for the induction of growth arrest and/or apoptosis of myeloid precursor cells. This gene has been shown to produce neuronal differentiation in a neuroblastoma cell line. Two transcript variants encoding different isoforms have been found for this gene.

抗原: Synthetic peptide of human AATK

经过测试的应用: ELISA, IHC

推荐稀释比: IHC: 15-50; ELISA: 1000-2000

种属反应性: Rabbit

克隆性: Rabbit Polyclonal

亚型: Immunogen-specific rabbit IgG

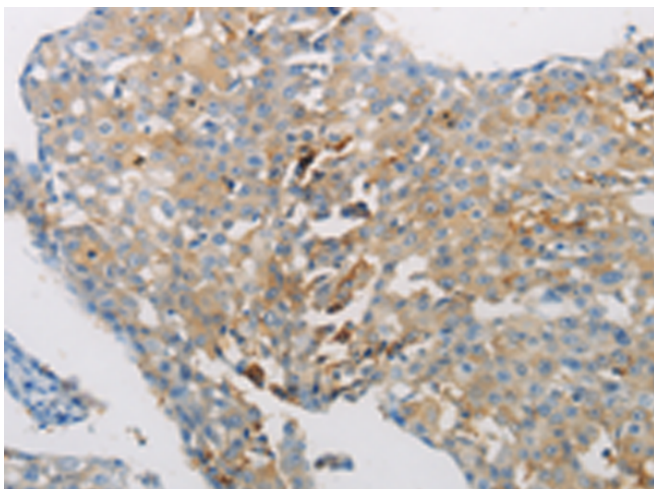
纯化: Antigen affinity purification

种属反应性: Human

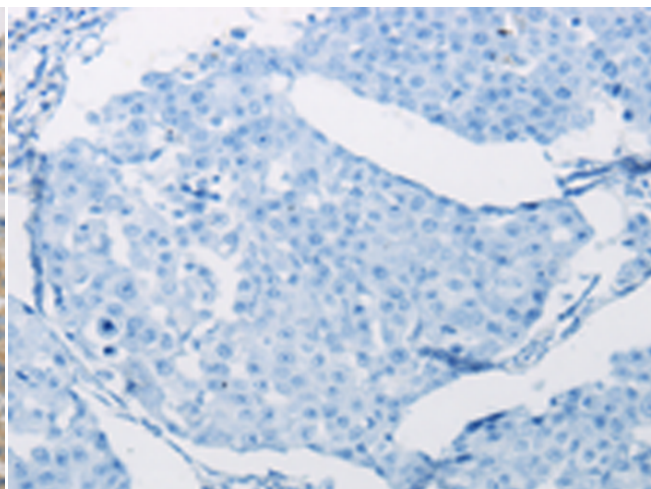
成分: PBS (without Mg²⁺ and Ca²⁺), pH 7.4, 150 mM NaCl, 0.05% Sodium Azide and 40% glycerol

研究领域: Signal Transduction, Cancer, Neuroscience

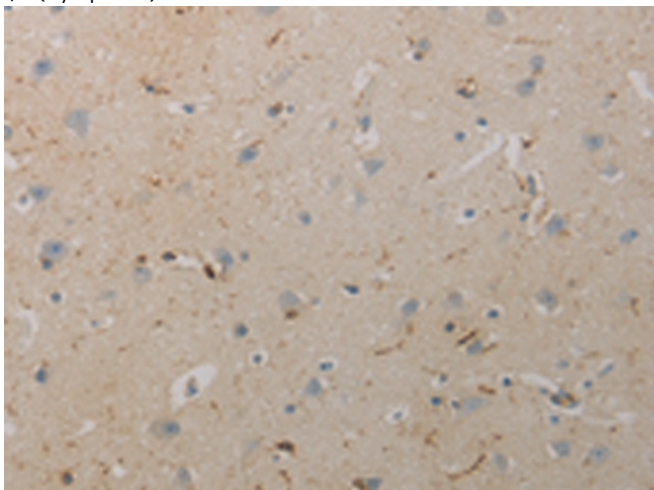
储存和运输: Store at -20°C. Avoid repeated freezing and thawing



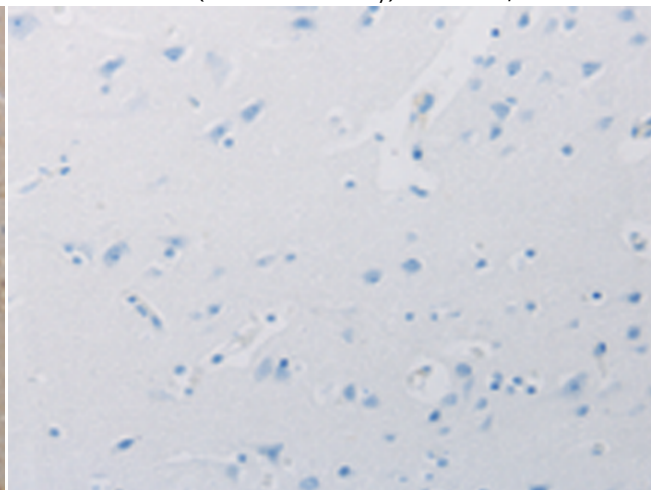
Immunohistochemistry analysis of paraffin embedded Human breast cancer tissue using 219611(AATK Antibody) at a dilution of 1/10(Cytoplasm).



In comparison with the IHC on the left, the same paraffin-embedded Human breast cancer tissue is first treated with the synthetic peptide and then with 219611(Anti-AATK Antibody) at dilution 1/10.



The image on the left is immunohistochemistry of paraffin-embedded Human brain tissue using 219611(Anti-AATK Antibody) at a dilution of 1/10.



In comparison with the IHC on the left, the same paraffin-embedded Human brain tissue is first treated with synthetic peptide and then with D260016(Anti-AATK Antibody) at dilution 1/10.



Product Description

Pioneering GTPase and Oncogene Product Development since 2010
